


**IDFC SUPER SAVER INCOME FUND - INVESTMENT PLAN ( 30 July, 2010 )**

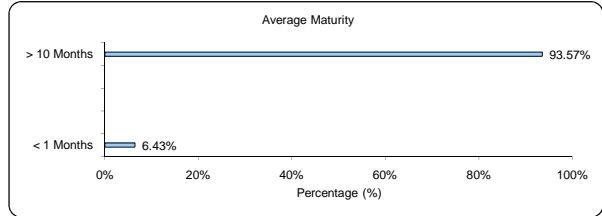
<b>Average AUM</b>	<b>112.50 Crs</b>	
<b>Name</b>	<b>Rating</b>	<b>Total</b>
CLEARING CORPORATION OF INDIA LTD.		1.60%
<b>CBLO TOTAL</b>		<b>1.60%</b>
STATE BANK OF HYDERABAD	A1+	4.78%
<b>CERTIFICATE OF DEPOSIT TOTAL</b>		<b>4.78%</b>
HDFC BANK LTD.	AAA	13.33%
RELIANCE UTILITIES & POWER PVT.LTD.	CAREAAA	12.06%
POWER FINANCE CORPORATION LIMITED	AAA	11.89%
RELIANCE INDUSTRIES LTD.	AAA	7.92%
POWER GRID CORPORATION LTD.	AAA	4.03%
<b>NON CONVERTIBLE DEBENTURES. TOTAL</b>		<b>49.23%</b>
7.80% GOI (MD 03/05/2020).	SOV	43.55%
<b>GOVT SECURITIES(GSE) TOTAL</b>		<b>43.55%</b>
<b>Net Current Asset</b>		<b>0.84%</b>
<b>Grand Total</b>		<b>100.00%</b>

**Asset Quality**

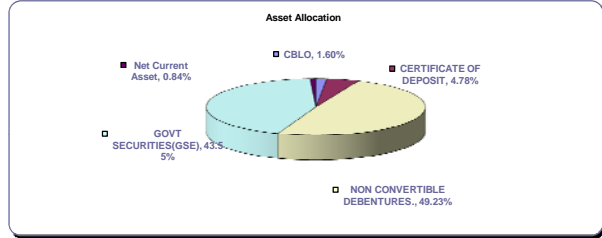


**Average Maturity in Years**

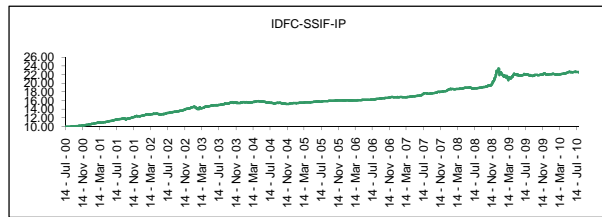
8.26



**Asset Allocation**



**NAV Movement**



**Nav Information**

Nav As of		30-Jul-10
IDFC-SSIF-IP Plan A	Quarterly	10.6370
IDFC-SSIF-IP Plan A Growth		22.4608
IDFC-SSIF-IP Plan A Dividend	Annual	11.6947
IDFC-SSIF-IP Plan A	Half Yearly	10.9487
IDFC-SSIF-IP Plan B Growth (27-Jan-2010)	(IP)	10.6638
IDFC-SSIF-IP Plan B Dividend	(IP)	10.5130
IDFC-SSIF-IP Plan C Dividend	(SIP)	10.3749
IDFC-SSIF-IP Plan C Growth	(SIP)	10.4529
IDFC-SSIF-IP Plan B Growth		10.8316
IDFC-SSIF-IP Growth		9.9465

**Performance**

**Performance under IDFC SSIF - Inv. Plan - Plan A - Growth**

Period	Returns	30-Jul-10 Benchmark Returns
Last 1 Year	CAGR 2.49%	4.61%
Last 2 Year	CAGR 9.28%	8.05%
Last 3 Year	CAGR 8.26%	6.15%
Last 5 Year	CAGR 7.21%	5.54%
Since Allotment 14/07/2000	CAGR 8.39%	-

Past performance may or may not be substantiated in future.

\* Benchmark returns as on 30 Jul, 2010 . Crisil Composite Bond Fund Index