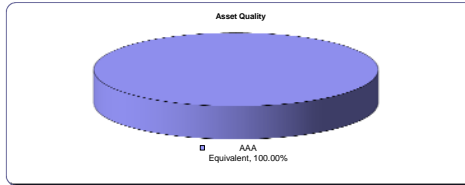


IDFC GOVERNMENT SECURITIES FUND - PF PLAN (30 July, 2010)

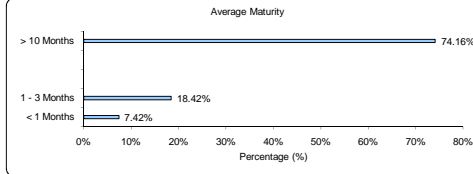
Average AUM 27.37 Crs

Name	Rating	Total
CLEARING CORPORATION OF INDIA LTD.		7.35%
CBLO TOTAL		7.35%
7.80% GOI (MD 03/05/2020).	SOV	73.48%
GOVT SECURITIES(GSE)TOTAL		73.48%
91 DAYS TBIL (MD 17/09/2010)	SOV	18.25%
TREASURY BILLS. TOTAL		18.25%
Net Current Asset		0.92%
Grand Total		100.00%

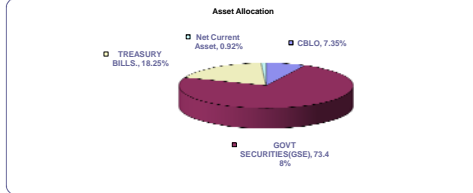
Asset Quality



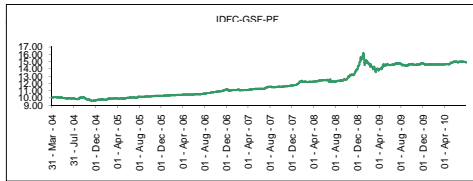
Average Maturity in Years 7.2



Asset Allocation



NAV Movement



Nav Information

Nav As of		30-Jul-10
IDFC-GSF-PF Plan A Growth		14.8882
IDFC-GSF-PF Plan A Dividend (IP)	Quarterly	10.7334
IDFC-GSF-PF Plan B (IP)	(IP)	15.0309
IDFC-GSF-PF Plan B (IP)	(IP)	10.6267
IDFC-GSF-PF Plan A Dividend	Annual	11.0893
IDFC-GSF-PF Plan B (02-Dec-2005)	(IP)	9.7731

Performance

Performance under IDFC G-Sec Fund - PF Plan - Plan A - Growth

Period	Returns	30-Jul-10	Benchmark Returns
Last 1 Year	CAGR	1.23%	4.15%
Last 2 Year	CAGR	10.36%	11.83%
Last 3 Year	CAGR	8.81%	7.80%
Last 5 Year	CAGR	7.87%	7.20%
Since Allotment 29/03/2004	CAGR	6.48%	5.94%

Past performance may or may not be substantiated in future.

* Benchmark returns as on 30 Jul, 2010 - I-Sec Composite Index*