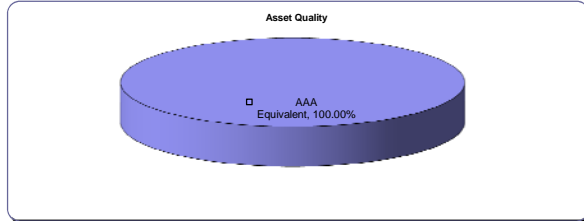


IDFC GOVERNMENT SECURITIES FUND - INVESTMENT PLAN (30 July, 2010)

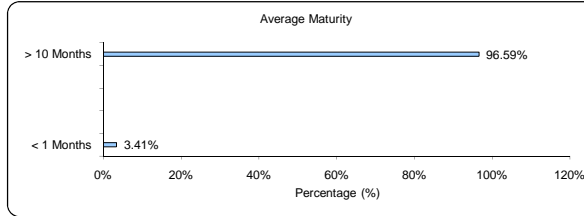
Average AUM	8.94 Crs	
Name	Rating	Total
CLEARING CORPORATION OF INDIA LTD.		3.38%
CBLO TOTAL		3.38%
7.80% GOI (MD 03/05/2020)	SOV	95.80%
GOVT SECURITIES(GSE) TOTAL		95.80%
Net Current Asset		0.82%
Grand Total		100.00%

Asset Quality

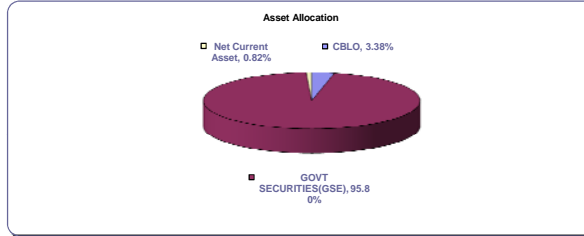


Average Maturity in Years

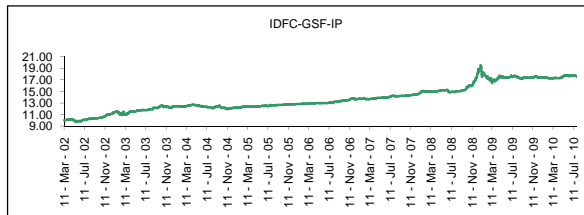
9.36



Asset Allocation



NAV Movement



Nav Information

Nav As of		30-Jul-10
IDFC-GSF-IP Plan A Growth		17.5596
IDFC-GSF-IP Plan A Dividend		10.5310
IDFC-GSF-IP Plan A	Half Yearly	10.8467
IDFC-GSF-IP Plan A	Annual	11.6121
IDFC-GSF-IP Plan B Growth (22-Jun-2009)	(IP)	10.1078
IDFC-GSF-IP Plan B Dividend	(IP)	10.2427
IDFC-GSF-IP Plan B Growth		10.2465

Performance

Performance under IDFC G Sec Fund - Investment - Plan A - Growth

Period	Returns	30-Jul-10 Benchmark Returns	
Last 1 Year	CAGR	-0.34%	4.15%
Last 2 Year	CAGR	8.57%	11.83%
Last 3 Year	CAGR	7.30%	7.80%
Last 5 Year	CAGR	6.79%	7.20%
Since Allotment 09/03/2002	CAGR	6.93%	-

Past performance may or may not be substantiated in future.

* Benchmark returns as on 30 Jul, 2010 . I-Sec Composite Index*