


IDFC DYNAMIC BOND FUND (30 July, 2010)

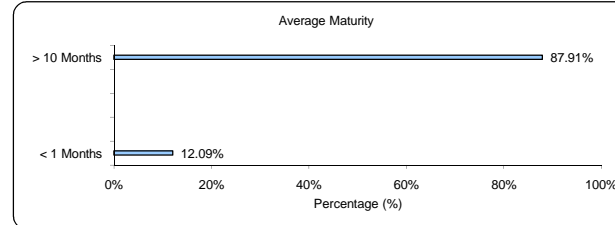
Average AUM **84.66 Crs**

Name	Rating	Total
CLEARING CORPORATION OF INDIA LTD.		11.99%
CBLO TOTAL		11.99%
7.80% GOI (MD 03/05/2020).	SOV	87.15%
GOVT SECURITIES(GSE) TOTAL		87.15%
Net Current Asset		0.87%
Grand Total		100.00%

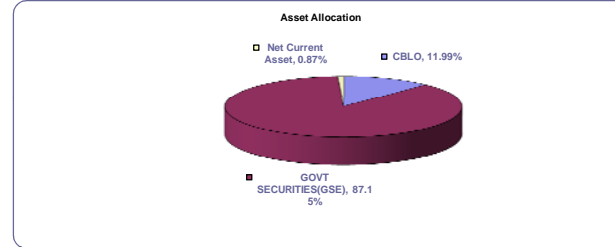
Asset Quality



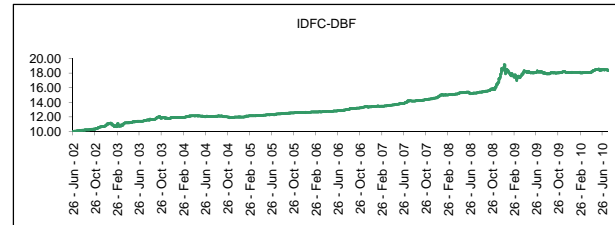
Average Maturity in Years **8.51**



Asset Allocation



NAV Movement



Nav Information

Nav As of		30-Jul-10
IDFC-DBF Plan A Growth		18.3278
IDFC-DBF Plan A Dividend	Annual	11.7789
IDFC-DBF Plan A Dividend	Quarterly	10.6709
IDFC-DBF Plan B Growth (27-Jan-2010)	(IP)	10.5659
IDFC-DBF Plan B Dividend	(IP)	10.3510
IDFC-DBF Plan B Growth	(IP)	10.7470

Performance

Performance under IDFC D B F- Plan A - Growth

Period	Returns	30-Jul-10 Benchmark Returns
Last 1 Year	CAGR 1.42%	4.61%
Last 2 Year	CAGR 9.59%	8.05%
Last 3 Year	CAGR 8.92%	6.15%
Last 5 Year	CAGR 8.06%	5.54%
Since Allotment 25/06/2002	CAGR 7.76%	5.92%

Past performance may or may not be substantiated in future.

* Benchmark returns as on 30 Jul, 2010 . Crisil Composite Bond Fund Index